

Mon Tue Wed Thu Fri Sat Sun

| | | |
|------|-------|------|
| Date | Month | Year |
|------|-------|------|



My Fun Work

For This Summer



Name _____

Class/Sec _____

Teacher _____

School _____

Date Begun _____

Date Ended/Submitted _____

Mon Tue Wed Thu Fri Sat Sun

| | | |
|------|-------|------|
| Date | Month | Year |
|------|-------|------|



MATCH THE ALPHABET WITH THE CORRECT PICTURE

A a




N n



T t



W w



D d



G g



Mon Tue Wed Thu Fri Sat Sun

| | | |
|------|-------|------|
| Date | Month | Year |
|------|-------|------|



Draw lines to connect the numbers and shapes that go together.

| |
|---|
| 3 |
| 4 |
| 5 |
| 6 |
| 7 |
| 8 |

| |
|--|
| |
| |
| |
| |
| |
| |

Mon Tue Wed Thu Fri Sat Sun

| | | |
|------|-------|------|
| Date | Month | Year |
|------|-------|------|



DECORATE THE HAT WITH COTTON DABBING OR BUDS DABBING



Mon Tue Wed Thu Fri Sat Sun

| | | |
|------|-------|------|
| Date | Month | Year |
|------|-------|------|



COLOR THE CUPS AND CONES WITH CRAYONS AND ICE CREAM WITH FINGER PRINTING.




Mon Tue Wed Thu Fri Sat Sun

| | | |
|------|-------|------|
| Date | Month | Year |
|------|-------|------|



DO PAPER TEARING ACTIVITY IN APPLE WITH RED ORIGAMI SHEETS AND LEAF WITH GREEN ORIGAMI SHEET.










Mon Tue Wed Thu Fri Sat Sun


| | | |
|------|-------|------|
| Date | Month | Year |
|------|-------|------|



PASTE YOUR FAMILY PHOTOGRAPH



Humpty Dumpty



Humpty Dumpty
Sat on a wall.

Humpty Dumpty
Had a great fall.

All the king's horses

And all the king's men

Cannot put Humpty

Dumpty together again.

Let the children colour the picture.

Mon Tue Wed Thu Fri Sat Sun

Date / Month / Year



1. Brush, brush, brush Your Teeth,
Brush it every day!
Father, Mother, Brother, Sister,
Brush it every day!
2. Wash, wash, wash your face,
Wash it everyday!
Father, Mother, Brother, Sister.
Wash it everyday!
3. Comb, comb, comb your hair
Comb, it everyday
Father, Mother, Brother, Sister;
Comb it everyday!
4. Eat, eat, eat your food
Eat, it everyday
Father, Mother, Brother, Sister;
Eat it everyday!
5. Drink, drink, drink your milk.
Drink it every day!
Father, Mother, Brother, Sister;
Drink it every day!



ABCH ☆☆☆☆

READ THE POEM AND COLOUR THE PICTUR


Mon Tue Wed Thu Fri Sat Sun

| | | |
|------|-------|------|
| Date | Month | Year |
|------|-------|------|



Count and Circle

Count and circle the given number of objects.



Mon Tue Wed Thu Fri Sat Sun

| | | |
|------|-------|------|
| Date | Month | Year |
|------|-------|------|



Draw the rain
Handwriting practice



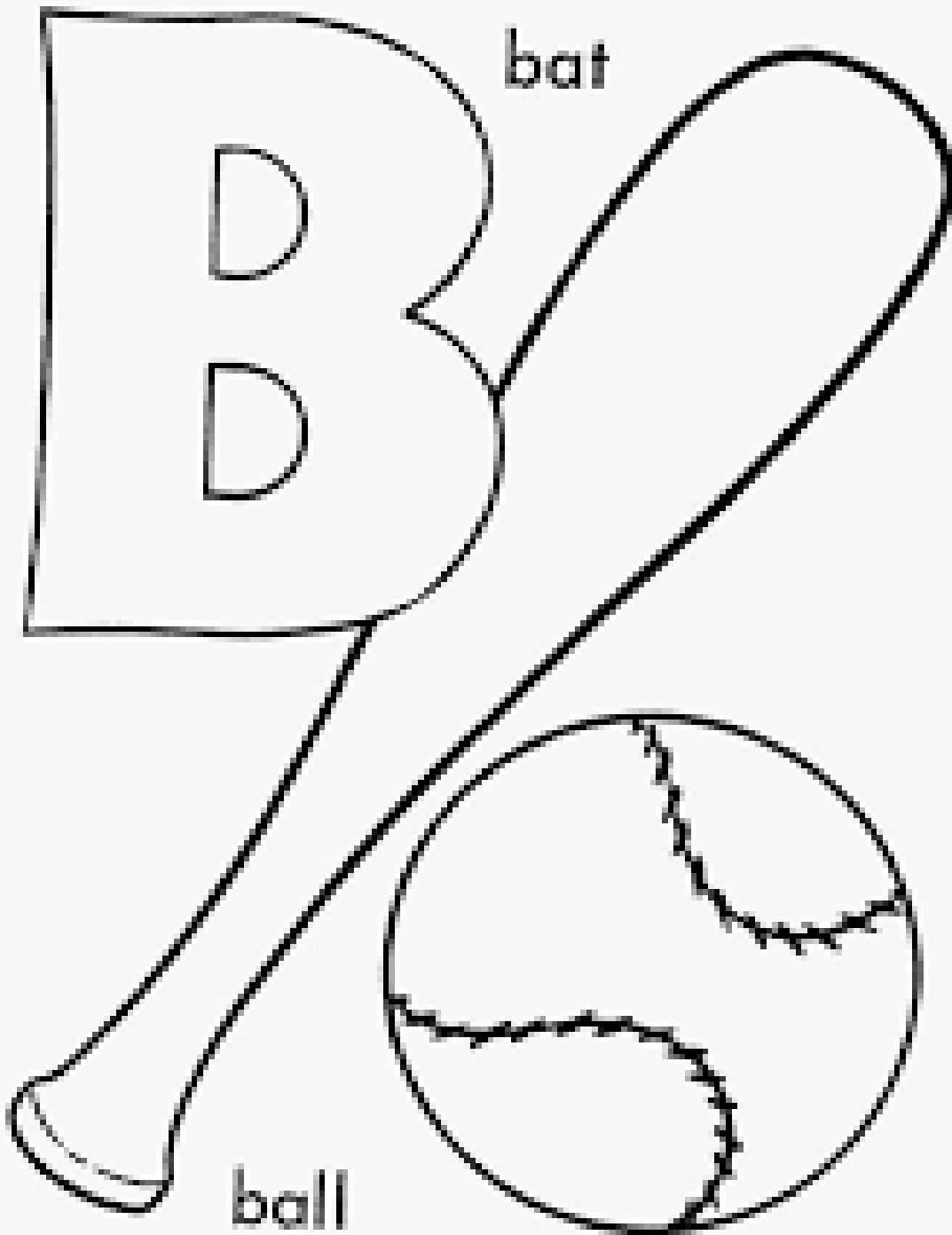
@forolia

Mon Tue Wed Thu Fri Sat Sun

| | | |
|------|-------|------|
| Date | Month | Year |
|------|-------|------|



COLOR THE ALPHABET 'B' WITH BLUE, BAT WITH BROWN AND BALL WITH YELLOW.


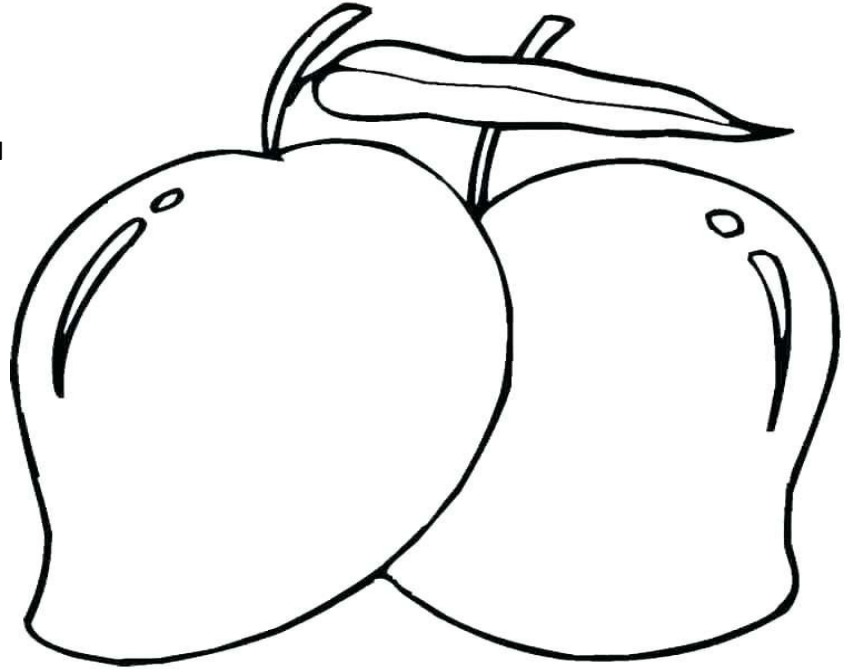


Mon Tue Wed Thu Fri Sat Sun

| | | |
|------|-------|------|
| Date | Month | Year |
|------|-------|------|



DO THUMB PRINTING IN MANGO
WITH YELLOW , AND THUMB
PRINTING IN GRAPES WITH GREEN





INDIAN CONVENT SCHOOL
HOLIDAY HOMEWORK
L.K.G

Dear Parents

Vacation time is full of fun and enjoyment, but it is also the time to inculcate in your child the habit of responsibility. It is important for teachers as well as the parents to help the children "stay in touch" with a daily habit of assimilating knowledge. It is for this purpose homework is planned for the students which will give them joyful learning during the vacations. Develop interesting ways of presenting the holidays homework utilizing the 3Rs Concept- Reduce, Reuse and Recycle.

ENGLISH

1. Make an alphabet tree using a pastel sheet.
2. Draw / paste beautiful and big pictures on the topics given below on A-4 size sheets and get cover with plastic cover.
 - a) Fruits
 - b) Vegetables
 - c) Wild Animals
3. Prepare a 3-in-1 notebook and write A-Z (20 times)

MATHS

1. Write 1 to 10 (10 times) in 3-in-1 notebook.
2. Stick 5 pictures with different basic shapes. E.g.: Door, rectangle, clock, circle on A-3 Sheet.

GENERAL KNOWLEDGE

Visit any one of the following places with your child and paste pictures on A-3 size sheet :

- Zoological park
- Railway museum
- Dolls museum

ART & CRAFT

1. Make a table mat by using your creativity and get it laminated.
2. Art of folding "origami"- guide your child to make any one craft of his/her choice using origami paper.

DO HAND PRINTING IN THE BOX GIVEN BELOW
*CHOOSE ANY COLOR FROM THE PICTURE GIVEN
BELOW.



A large empty rectangular box for hand printing, framed by a decorative border of yellow stars.

HAPPY
FATHER'S
Day
— — — — —
— — — — —

#Podda

PASTE YOUR FATHER'S PICTURE ON THE FLOWER POT AND
COLOR IT

